

Approximating Game-Theoretic Optimal Strategies for Full-scale Poker

D. Billings, N. Burch, A. Davidson, R. Holte, J. Schaeffer, T. Schauenberg, and D. Szafron

Department of Computing Science, University of Alberta

Edmonton, Alberta, T6G 2E8, Canada

Email: {darse,burch,davidson,holte,jonathan,terence,duane}@cs.ualberta.ca

Abstract

The computation of the first complete approximations of game-theoretic optimal strategies for full-scale poker is addressed. Several abstraction techniques are combined to represent the game of 2-player Texas Hold'em, having size $O(10^{18})$, using closely related models each having size $O(10^7)$. Despite the reduction in size by a factor of 100 billion, the resulting models retain the key properties and structure of the real game. Linear programming solutions to the abstracted game are used to create substantially improved poker-playing programs, able to defeat strong human players and be competitive against world-class opponents.

1 Introduction

Mathematical game theory was introduced by John von Neumann in the 1940s, and has since become one of the foundations of modern economics [von Neumann and Morgenstern, 1944]. Von Neumann used the game of poker as a basic model for 2-player zero-sum adversarial games, and proved the first fundamental result, the famous *minimax theorem*. A few years later, John Nash added results for N -player non-cooperative games, for which he later won the Nobel Prize [Nash, 1950]. Many decision problems can be modeled using game theory, and it has been employed in a wide variety of domains in recent years.

Of particular interest is the existence of *optimal solutions*, or *Nash equilibria*. An optimal solution provides a randomized mixed strategy, basically a recipe of how to play in each possible situation. Using this strategy ensures that an agent will obtain at least the game-theoretic value of the game, regardless of the opponent's strategy. Unfortunately, finding exact optimal solutions is limited to relatively small problem sizes, and is not practical for most real domains.

This paper explores the use of highly abstracted mathematical models which capture the most essential properties of the real domain, such that an exact solution to the smaller problem provides a useful approximation of an optimal strategy for the real domain. The application domain used is the game of poker, specifically Texas Hold'em, the most popular form of casino poker and the poker variant used to determine the world champion at the annual World Series of Poker.

Due to the computational limitations involved, only simplified poker variations have been solved in the past (*e.g.* [Kuhn, 1950; Sakaguchi and Sakai, 1992]). While these are of theoretical interest, the same methods are not feasible for real games, which are too large by many orders of magnitude ([Koller and Pfeffer, 1997]).

[Shi and Littman, 2001] investigated abstraction techniques to reduce the large search space and complexity of the problem, using a simplified variant of poker. [Takusagawa, 2000] created near-optimal strategies for the play of three specific Hold'em flops and betting sequences. [Selby, 1999] computed an optimal solution for the abbreviated game of *preflop Hold'em*.

Using new abstraction techniques, we have produced viable "pseudo-optimal" strategies for the game of 2-player Texas Hold'em. The resulting poker-playing programs have demonstrated a tremendous improvement in performance. Whereas the previous best poker programs were easily beaten by any competent human player, the new programs are capable of defeating very strong players, and can hold their own against world-class opposition.

Although some domain-specific knowledge is an asset in creating accurate reduced-scale models, analogous methods can be developed for many other imperfect information domains and generalized game trees. We describe a general method of problem reformulation that permits the independent solution of sub-trees by estimating the conditional probabilities needed as input for each computation.

This paper makes the following contributions:

1. Abstraction techniques that can reduce an $O(10^{18})$ poker search space to a manageable $O(10^7)$, without losing the most important properties of the game.
2. A poker-playing program that is a major improvement over previous efforts, and is capable of competing with world-class opposition.

2 Game Theory

Game theory encompasses all forms of competition between two or more agents. Unlike chess or checkers, poker is a game of *imperfect information* and *chance outcomes*. It can be represented with an *imperfect information game tree* having *chance nodes* and *decision nodes*, which are grouped into *information sets*.

Since the nodes in this tree are not independent, divide-and-conquer methods for computing sub-trees (such as the *alpha-beta* algorithm) are not applicable. For a more detailed description of imperfect information game tree structure, see [Koller and Megiddo, 1992].

A *strategy* is a set of rules for choosing an action at every decision node of the tree. In general, this will be a *randomized mixed strategy*, which is a probability distribution over the various alternatives. A player must use the same policy across all nodes in the same information set, since from that player's perspective they are indistinguishable from each other (differing only in the hidden information component).

The conventional method for solving such a problem is to convert the descriptive representation, or *extensive form*, into a system of linear equations, which is then solved by a linear programming (LP) system such as the *Simplex algorithm*. The optimal solutions are computed simultaneously for all players, ensuring the best worst-case outcome for each player.

Traditionally, the conversion to *normal form* was accompanied by an exponential blow-up in the size of the problem, meaning that only very small problem instances could be solved in practice. [Koller *et al.*, 1994] described an alternate LP representation, called *sequence form*, which exploits the common property of *perfect recall* (wherein all players know the preceding history of the game), to obtain a system of equations and unknowns that is only linear in the size of the game tree. This exponential reduction in representation has re-opened the possibility of using game-theoretic analysis for many domains. However, since the game tree itself can be very large, the LP solution method is still limited to moderate problem sizes (normally less than a billion nodes).

3 Texas Hold'em

A game (or *hand*) of Texas Hold'em consists of four stages, each followed by a round of betting:

Preflop: Each player is dealt two private cards face down (the *hole cards*).

Flop: Three *community cards* (shared by all players) are dealt face up.

Turn: A single community card is dealt face up.

River: A final community card is dealt face up.

After the betting, all active players reveal their hole cards for the *showdown*. The player with the best five-card poker hand formed from their two private cards and the five public cards wins all the money wagered (ties are possible).

The game starts off with two forced bets (the *blinds*) put into the *pot*. When it is a player's turn to act, they must either *bet/raise* (increase their investment in the pot), *check/call* (match what the opponent has bet or raised), or *fold* (quit and surrender all money contributed to the pot).

The best-known non-commercial Texas Hold'em program is *Poki*. It has been playing online since 1997 and has earned an impressive winning record, albeit against generally weak opposition [Billings *et al.*, 2002]. The system's abilities are based on enumeration and simulation techniques, expert knowledge, and opponent modeling. The program's weaknesses are easily exploited by strong players, especially in the 2-player game.

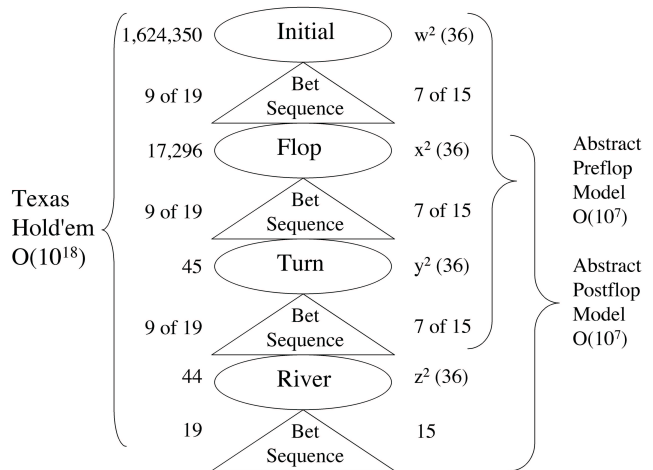


Figure 1: Branching factors for Hold'em and abstractions.

4 Abstractions

Texas Hold'em has an easily identifiable structure, alternating between chance nodes and betting rounds in four distinct stages. A high-level view of the imperfect information game tree is shown in Figure 1.

Hold'em can be reformulated to produce similar but much smaller games. The objective is to reduce the scale of the problem without severely altering the fundamental structure of the game, or the resulting optimal strategies. There are many ways of doing this, varying in the overall reduction and in the accuracy of the resulting approximation.

Some of the most accurate abstractions include *suit equivalence isomorphisms* (offering a reduction of at most a factor of $4! = 24$), *rank equivalence* (only under certain conditions), and *rank near-equivalence*. The optimal solutions to these abstracted problems will either be exactly the same or will have a small bounded error, which we refer to as *near-optimal* solutions. Unfortunately, the abstractions which produce an exact or near-exact reformulation do not produce the very large reductions required to make full-scale poker tractable.

A common method for controlling the game size is *deck reduction*. Using less than the standard 52-card deck greatly reduces the branching factor at chance nodes. Other methods include reducing the number of cards in a player's hand (e.g. from a 2-card hand to a 1-card hand), and reducing the number of board cards (e.g. a 1-card flop), as was done by [Shi and Littman, 2001] for the game of *Rhode Island Hold'em*. [Koller and Pfeffer, 1997] used such parameters to generate a wide variety of tractable games to solve with their Gala system.

We have used a number of small and intermediate sized games, ranging from eight cards (two suits, four ranks) to 24 cards (three suits, eight ranks) for the purpose of studying abstraction methods, comparing the results with known exact or near-optimal solutions. However, these smaller games are not suitable for use as an approximation for Texas Hold'em, as the underlying structures of the games are different. To produce good playing strategies for full-scale poker, we look for abstractions of the real game which do not alter that basic

structure.

The abstraction techniques used in practice are powerful in terms of reducing the problem size, and subsume those previously mentioned. However, since they are also much cruder, we call their solutions *pseudo-optimal*, to emphasize that there is no guarantee that the resulting approximations will be accurate, or even reasonable. Some will be low-risk propositions, while others will require empirical testing to determine if they have merit.

4.1 Betting round reduction

The standard rules of limit Hold'em allow for a maximum of four bets per player per round.¹ Thus in 2-player limit poker there are 19 possible betting sequences, of which two do not occur in practice.² Of the remaining 17 sequences, 8 end in a fold (leading to a terminal node in the game tree), and 9 end in a call (carrying forward to the next chance node). Using $k = \text{check}$, $b = \text{bet}$, $f = \text{fold}$, $c = \text{call}$, $r = \text{raise}$, and capital letters for the second player, the tree of possible betting sequences for each round is:

kK kBf kBc kBrF kBrC kBrf kBrC kBrRf kBrRc kBrRf kBrRc
bF bC bRf bRc bRf bRc bRf bRc bRf bRc

We call this local collection of decision nodes a *betting tree*, and represent it diagrammatically with a triangle.

With *betting round reduction*, each player is allowed a maximum of three bets per round, thereby eliminating the last two sequences in each line. The effective branching factor of the betting tree is reduced from nine to seven. This does not appear to have a substantial effect on play, or on the expected value (EV) for each player. This observation has been verified experimentally. In contrast, we computed the corresponding postflop models with a maximum of two bets per player per round, and found radical changes to the optimal strategies, strongly suggesting that that level of abstraction is not safe.

4.2 Elimination of betting rounds

Large reductions in the size of a poker game tree can be obtained by *elimination of betting rounds*. There are several ways to do this, and they generally have a significant impact on the nature of the game. First, the game may be *truncated*, by eliminating the last round or rounds. In Hold'em, ignoring the last board card and the final betting round produces a 3-round model of the actual 4-round game. The solution to the 3-round model loses some of the subtlety involved in the true optimal strategy, but the degradation applies primarily to advanced tactics on the turn. There is a smaller effect on the flop strategy, and the strategy for the first betting round may have no significant changes, since it incorporates all the outcomes of two future betting rounds. We use this particular abstraction to define an appropriate strategy for play in the first round, and thus call it a *preflop model* (see Figure 2).

¹Some rules allow unlimited raises when only two players are involved. However, occasions with more than three legitimate raises are relatively rare, and do not greatly alter an optimal strategy.

²Technically, a player may fold even though there is no outstanding bet. This is logically dominated by not folding, and therefore does not occur in an optimal strategy, and is almost never seen in practice.

The effect of truncation can be lessened through the use of *expected value leaf nodes*. Instead of ending the game abruptly and awarding the pot to the strongest hand at that moment, we compute an average conclusion over all possible chance outcomes. For a 3-round model ending on the turn, we *roll-out* all 44 possible river cards, assuming no further betting (or alternately, assuming one bet per player for the last round). Each player is awarded a fraction of the pot, corresponding to their probability of winning the hand. In a 2-round preflop model, we roll-out all 990 2-card combinations of the turn and river.

The most extreme form of truncation results in a 1-round model, with no foresight of future betting rounds. Since each future round provides a refinement to the approximation, this will not reflect a correct strategy for the real game. In particular, betting plans that extend over more than one round, such as deferring the raise of a very strong hand, are lost entirely. Nevertheless, even these simplistic models can be useful when combined with expected value leaf nodes.

Alex Selby computed an optimal solution for the game of *preflop Hold'em*, which consists of only the first betting round followed by an EV roll-out of the five board cards to determine the winner [Selby, 1999]. Although there are some serious limitations in the strategy based on this 1-round model, we have incorporated the Selby preflop system into one of our programs, *PsOpt1*, as described later in this section.

In contrast to truncating rounds, we can *bypass* certain early stages of the game. We frequently use *postflop models*, which ignore the preflop betting round, and use a single fixed flop of three cards (see Figure 1).

It is natural to consider the idea of *independent betting rounds*, where each phase of the game is treated in isolation. Unfortunately, the betting history from previous rounds will almost always contain contextual information that is critical to making appropriate decisions. The probability distribution over the hands for each player is strongly dependent on the path that led to that decision point, so it cannot be ignored without risking a considerable loss of information. However, the naive independence assumption can be viable in certain circumstances, and we do implicitly use it in the design of *PsOpt1* to bridge the gap between the 1-round preflop model and the 3-round postflop model.

Another possible abstraction we explored was *merging* two or more rounds into a single round, such as creating a combined 2-card turn/river. However, it is not clear what the appropriate bet size should be for this composite round. In any case, the solutions for these models (over a full range of possible bet sizes), all turned out to be substantially different from their 3-round counterparts, and the method was therefore rejected.

4.3 Composition of preflop and postflop models

Although the nodes of an imperfect information game tree are not independent in general, some decomposition is possible. For example, the sub-trees resulting from different preflop betting sequences can no longer have nodes that belong to the

same information set.³ The sub-trees for our postflop models can be computed in isolation, provided that the appropriate preconditions are given as input. Unfortunately, knowing the correct conditional probabilities would normally entail solving the whole game, so there would be no advantage to the decomposition.

For simple postflop models, we dispense with the prior probabilities. For the postflop models used in *PsOpti0* and *PsOpti1*, we simply ignore the implications of the preflop betting actions, and assume a uniform distribution over all possible hands for each player. Different postflop solutions were computed for initial pot sizes of two, four, six, and eight bets (corresponding to preflop sequences with zero, one, two, or three raises, but ignoring *which* player initially made each raise). In *PsOpti1*, the four postflop solutions are simply appended to the Selby preflop strategy (Figure 2). Although these simplifying assumptions are technically wrong, the resulting play is still surprisingly effective.

A better way to compose postflop models is to estimate the conditional probabilities, using the solution to a preflop model. With a tractable preflop model, we have a means of estimating an appropriate strategy at the root, and thereby determine the consequent probability distributions.

In *PsOpti2*, a 3-round preflop model was designed and solved. The resulting pseudo-optimal strategy for the preflop (which was significantly different from the Selby strategy) was used to determine the corresponding distribution of hands for each player in each context. This provided the necessary input parameters for each of the seven postflop betting sequences that carry over to the flop stage. Since each of these postflop models has been given (an approximation of) the perfect recall knowledge of the full game, they are fully compatible with each other, and are properly integrated under the umbrella of the preflop model (Figure 2). In theory, this should be equivalent to computing the much larger tree, but it is limited by the accuracy and appropriateness of the proposed preflop betting model.

4.4 Abstraction by bucketing

The most important method of abstraction for the computation of our pseudo-optimal strategies is called *bucketing*. This is an extension of the natural and intuitive concept that has been applied many times in previous research (e.g. [Sklansky and Malmuth, 1994] [Takusagawa, 2000] [Shi and Littman, 2001]). The set of all possible hands is partitioned into equivalence classes (also called *buckets* or *bins*). A *many-to-one mapping function* determines which hands will be grouped together. Ideally, the hands should be grouped according to *strategic similarity*, meaning that they can all be played in a similar manner without much loss in EV.

If every hand was played with a particular *pure strategy* (i.e. only one of the available choices), then a perfect mapping function would group all hands that follow the same plan, and

³To see this, each decision node of the tree can be labeled with all the cards known to that player, and the full path that led to that node. Nodes with identical labels differ only in the hidden information, and are therefore in the same information set. Since the betting history is different for these sub-trees, none of the nodes are inter-dependent.

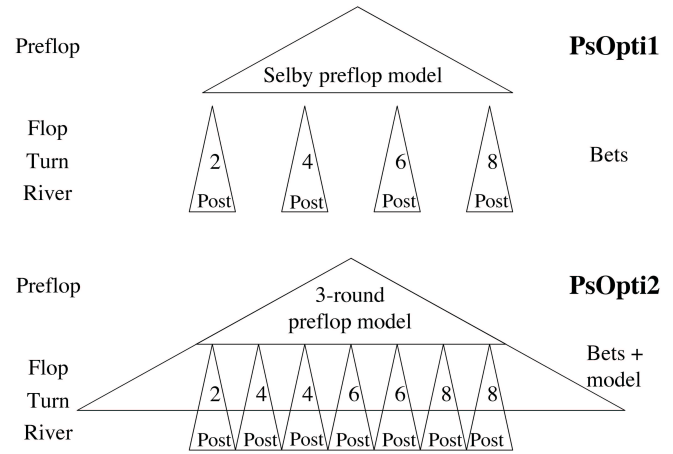


Figure 2: Composition of *PsOpti1* and *PsOpti2*.

17 equivalence classes for each player would be sufficient for each betting round. However, since a *mixed strategy* may be indicated for optimal play in some cases, we would like to group hands that have a similar probability distribution over action plans.

One obvious but rather crude bucketing function is to group all hands according to strength (i.e. its *rank* with respect to all possible hands, or the probability of currently being in the lead). This can be improved by considering the roll-out of all future cards, giving an (unweighted) estimate of the chance of winning the hand.

However, this is only a one-dimensional view of hand types, in what can be considered to be an N -dimensional space of strategies, with a vast number of different ways to classify them. A superior practical method would be to project the set of all hands onto a two-dimensional space consisting of (roll-out) hand strength and hand potential (similar to the hand assessment used in *Poki*, [Billings *et al.*, 2002]). Clusters in the resulting scattergram suggest reasonable groups of hands to be treated similarly.

We eventually settled on a simple compromise. With n available buckets, we allocate $n - 1$ to *roll-out hand strength*. The number of hand types in each class is not uniform; the classes for the strongest hands are smaller than those for mediocre and weak hands, allowing for better discrimination of the smaller fractions of hands that should be raised or re-raised.

One special bucket is designated for hands that are low in strength but have *high potential*, such as good draws to a flush or straight. This plays an important role in identifying good hands to use for bluffing (known as *semi-bluffs* in [Sklansky and Malmuth, 1994]). Comparing postflop solutions that use six strength buckets to solutions with five strength plus one high-potential bucket, we see that most bluffs in the latter are taken from the special bucket, which is sometimes played in the same way as the strongest bucket. This confirmed our expectations that the high-potential bucket would improve the selection of hands for various betting tactics, and increase the overall EV.

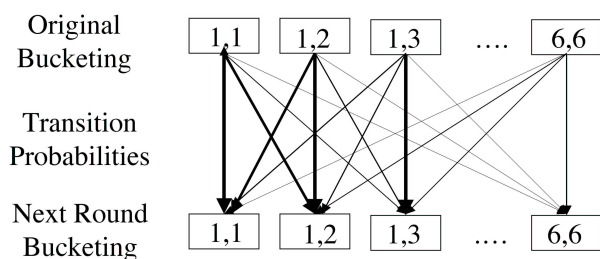


Figure 3: Transition probabilities (six buckets per player).

The number of buckets that can be used in conjunction with a 3-round model is very small, typically six or seven for each player (*ie.* 36 or 49 pairs of bucket assignments). Obviously this results in a very coarse-grained abstract game, but it may not be substantially different from the number of distinctions an average human player might make. Regardless, it is the best we can currently do given the computational constraints of this approach.

The final thing needed to sever the abstract game from the underlying real game tree are the *transition probabilities*. The chance node between the flop and turn represents a particular card being dealt from the remaining stock of 45 cards. In the abstract game, there are no cards, only buckets. The effect of the turn card in the abstract game is to dictate the probability of moving from one pair of buckets on the flop to any pair of buckets on the turn. Thus the collection of chance nodes in the game tree is represented by an $(n \times n)$ to $(n \times n)$ transition network as shown in Figure 3. For postflop models, this can be estimated by walking the entire tree, enumerating all transitions for a small number of characteristic flops. For preflop models, the full enumeration is more expensive (encompassing all $\{48 \text{ choose } 3\} = 17296$ possible flops), so it is estimated either by sampling, or by (parallel) enumeration of a truncated tree.

For a 3-round postflop model, we can comfortably solve abstract games with up to seven buckets for each player in each round. Changing the distribution of buckets, such as six for the flop, seven for the turn, and eight for the river, does not appear to significantly affect the quality of the solutions, better or worse.

The final linear programming solution produces a large table of mixed strategies (probabilities for fold, call, or raise) for every reachable scenario in the abstract game. To use this, the poker-playing program looks for the corresponding situation based on the same hand strength and potential measures, and randomly selects an action from the mixed strategy.

The large LP computations typically take less than a day (using CPLEX with the barrier method), and use up to two Gigabytes of RAM. Larger problems will exceed available memory, which is common for large LP systems. Certain LP techniques such as *constraint generation* could potentially extend the range of solvable instances considerably, but this would probably only allow the use of one or two additional buckets per player.

5 Experiments

5.1 Testing against computer players

A series of matches between computer programs was conducted, with the results shown in Table 1. Win rates are measured in small bets per hand (sb/h). Each match was run for at least 20,000 games (and over 100,000 games in some cases). The variance per game depends greatly on the styles of the two players involved, but is typically ± 6 sb. The standard deviation for each match outcome is not shown, but is normally less than ± 0.03 sb/h.

The “bot players” were:

PsOpti2, composed of a hand-crafted 3-round preflop model, providing conditional probability distributions to each of seven 3-round postflop models (Figure 2). All models in this prototype used six buckets per player per round.

PsOpti1, composed of four 3-round postflop models under the naive uniform distribution assumption, with 7 buckets per player per round. Selby’s optimal solution for *preflop Hold’em* is used to play the preflop ([Selby, 1999]).

PsOpti0, composed of a single 3-round postflop model, wrongly assuming uniform distributions and an initial pot size of two bets, with seven buckets per player per round. This program used an always-call policy for the preflop betting round.

Poki, the University of Alberta poker program. This older version of *Poki* was not designed to play the 2-player game, and can be defeated rather easily, but is a useful benchmark.

Anti-Poki, a rule-based program designed to beat *Poki* by exploiting its weaknesses and vulnerabilities in the 2-player game. Any specific counter-strategy can be even more vulnerable to adaptive players.

Aadapti, a relatively simple adaptive player, capable of slowly learning and exploiting persistent patterns in play.

Always Call, a very weak benchmark strategy.

Always Raise, a very weak benchmark strategy.

It is important to understand that a game-theoretic optimal player is, in principle, *not designed to win*. Its purpose is to *not lose*. An implicit assumption is that the opponent is also playing optimally, and nothing can be gained by observing the opponent for patterns or weaknesses.

In a simple game like RoShamBo (also known as Rock-Paper-Scissors), playing the optimal strategy ensures a break-even result, regardless of what the opponent does, and is therefore insufficient to defeat weak opponents, or to win a tournament ([Billings, 2000]). Poker is more complex, and in theory an optimal player *can* win, but only if the opponent makes *dominated errors*. Any time a player makes any choice that is part of a randomized mixed strategy of some game-theoretic optimal policy, that decision is not dominated. In other words, it is possible to play in a highly sub-optimal manner, but still break even against an optimal player, because those choices are not strictly dominated.

Since the pseudo-optimal strategies do no opponent modeling, there is no guarantee that they will be especially effective against very bad or highly predictable players. They must rely only on these fundamental strategic errors, and the margin of victory might be relatively modest as a result.

No.	Program	1	2	3	4	5	6	7	8
1	PsOpti1	X	+0.090	+0.091	+0.251	+0.156	+0.047	+0.546	+0.635
2	PsOpti2	-0.090	X	+0.069	+0.118	+0.054	+0.045	+0.505	+0.319
3	PsOpti0	-0.091	-0.069	X	+0.163	+0.135	+0.001	+0.418	+0.118
4	Aadapti	-0.251	-0.118	-0.163	X	+0.178	+0.550	+0.905	+2.615
5	Anti-Poki	-0.156	-0.054	-0.135	-0.178	X	+0.385	+0.143	+0.541
6	Poki	-0.047	-0.045	-0.001	-0.550	-0.385	X	+0.537	+2.285
7	Always Call	-0.546	-0.505	-0.418	-0.905	-0.143	-0.537	X	=0.000
8	Always Raise	-0.635	-0.319	-0.118	-2.615	-0.541	-2.285	=0.000	X

Table 1: Computer vs computer matches (sb/h).

The critical question is whether such errors are common in practice. There is no definitive answer to this question yet, but preliminary evidence suggests that dominated errors occur often enough to gain a measurable EV advantage over weaker players, but may not be very common in the play of very good players.

The first tests of the viability of pseudo-optimal solutions were done with *PsOpti0* playing *postflop Hold'em*, where both players agree to simply call in the preflop (thereby matching the exact pre-conditions for the postflop solution). In those preliminary tests, a poker master (the first author) played more than 2000 hands, and was unable to defeat the pseudo-optimal strategy. In contrast, *Poki* had been beaten consistently at a rate of over 0.8 sb/h (which is more than would be lost by simply folding every hand).

Using the same no-bet preflop policy, *PsOpti0* was able to defeat *Poki* at a rate of +0.144 sb/h (compared to +0.001 sb/h for the full game including preflop), and defeated *Aadapti* at +0.410 sb/h (compared to +0.163 sb/h for the full game).

All of the pseudo-optimal players play substantially better than any previously existing computer programs. Even *PsOpti0*, which is not designed to play the full game, earns enough from the postflop betting rounds to offset the EV losses from the preflop round (where it never raises good hands, nor folds bad ones).

It is suspicious that *PsOpti1* outperformed *PsOpti2*, which in principle should be a better approximation. Subsequent analysis of the play of *PsOpti2* revealed some programming errors, and also suggested that the bucket assignments for the preflop model were flawed. This may have resulted in an inaccurate pseudo-optimal preflop strategy, and consequent imbalances in the prior distributions used as input for the postflop models. We expect that this will be rectified in future versions, and that the *PsOpti2* design will surpass *PsOpti1* in performance.

5.2 Testing against human players

While these results are encouraging, none of the non-pseudo-optimal computer opponents are better than intermediate strength at 2-player Texas Hold'em. Therefore, matches were conducted against human opponents.

More than 100 participants volunteered to play against the pseudo-optimal players on our public web applet (www.cs.ualberta.ca/~games/poker/), including many experienced players, a few masters, and one world-class player. The programs provided some fun opposition, and ended up with a winning record overall. The results are summa-

Player	Hands	Posn 1	Posn 2	sb/h
Master-1 early	1147	-0.324	+0.360	+0.017
Master-1 late	2880	-0.054	+0.396	+0.170
Experienced-1	803	+0.175	+0.002	+0.088
Experienced-2	1001	-0.166	-0.168	-0.167
Experienced-3	1378	+0.119	-0.016	+0.052
Experienced-4	1086	+0.042	-0.039	+0.002
Intermediate-1	2448	+0.031	+0.203	+0.117
Novice-1	1277	-0.159	-0.154	-0.156
All Opponents	15125			-0.015

Table 2: Human vs *PsOpti2* matches.

Player	Hands	Posn 1	Posn 2	sb/h
thecount	7030	-0.006	+0.103	+0.048
Master-1	2872	+0.141	+0.314	+0.228
Master-2	569	-0.007	+0.035	+0.014
Master-3	425	+0.047	+0.373	+0.209
Experienced-1	4078	-0.058	+0.164	+0.053
Experienced-2	511	+0.152	+0.369	+0.260
Experienced-3	2303	-0.252	+0.128	-0.062
Experienced-5	610	-0.250	-0.229	-0.239
Intermediate-1	16288	-0.145	+0.048	-0.049
Intermediate-2	478	-0.182	+0.402	+0.110
Novice-1	5045	-0.222	-0.010	-0.116
Novice-2	485	-0.255	-0.139	-0.197
Novice-3	1017	-0.369	-0.051	-0.210
Novice-4	583	-0.053	-0.384	-0.219
Novice-5	425	-0.571	-0.296	-0.433
All Opponents	46479			-0.057

Table 3: Human vs *PsOpti1* matches.

ized in Table 2 and Table 3. (Master-1 is the first author, Experienced-1 is the third author).

In most cases, the relatively short length of the match leaves a high degree of uncertainty in the outcome, limiting how much can be safely concluded. Nevertheless, some players did appear to have a definite edge, while others were clearly losing.

A number of interesting observations were made over the course of these games. It was obvious that most people had a lot of difficulty learning and adjusting to the computer's style of play. In poker, knowing the basic approach of the opponent is essential, since it will dictate how to properly handle many situations that arise. Some players wrongly attributed intelligence where none was present. After losing a 1000-game match, one experienced player commented "the bot has

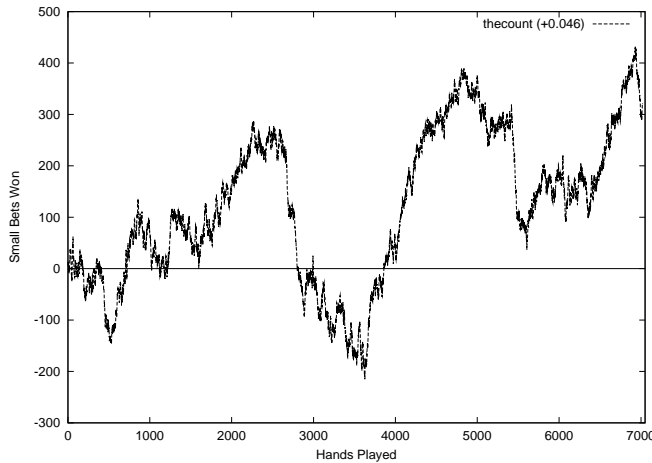


Figure 4: Progress of the “thecount” vs *PsOpt1*

me figured out now”, indicating that its opponent model was accurate, when in fact the pseudo-optimal player is oblivious and does no modeling at all.

It was also evident that these programs do considerably better in practice than might be expected, due to the emotional frailty of their human opponents. Many players commented that playing against the pseudo-optimal opponent was an exasperating experience. The bot routinely makes unconventional plays that confuse and confound humans. Invariably, some of these “bizarre” plays happen to coincide with a lucky escape, and several of these *bad beats* in quick succession will often cause strong emotional reactions (sometimes referred to as “going on tilt”). The level of play generally goes down sharply in these circumstances.

This suggests that a perfect game-theoretic optimal poker player could perhaps beat even the best humans in the long run, because any EV lost in moments of weakness would never be regained. However, the win rate for such a program could still be quite small, giving it only a slight advantage. Thus it would be unable to exert its superiority convincingly over the short term, such as the few hundred hands of one session, or over the course of a world championship tournament. Since even the best human players are known to have biases and weaknesses, opponent modeling will almost certainly be necessary to produce a program that surpasses all human players.

5.3 Testing against a world-class player

The elite poker expert was **Gautam Rao**, who is known as “thecount” or “CountDracula” in the world of popular online poker rooms. Mr. Rao is the #1 all-time winner in the history of the oldest online game, by an enormous margin over all other players, both in total earnings and in dollar-per-hand rate. His particular specialty is in *short-handed games* with five or fewer players. He is recognized as one of the best players in the world in these games, and is also exceptional at 2-player Hold’em. Like many top-flight players, he has a dynamic ultra-aggressive style.

Mr. Rao agreed to play an exhibition match against

PsOpt1, playing more than 7000 hands over the course of several days. The graph in Figure 4 shows the progression of the match.

The pseudo-optimal player started with some good fortune, but lost at a rate of about -0.2 sb/h over the next 2000 hands. Then there was a sudden reversal, following a series of fortuitous outcomes for the program. Although “thecount” is renowned for his mental toughness, an uncommon run of bad luck can be very frustrating even for the most experienced players. Mr. Rao believes he played below his best level during that stage, which contributed to a dramatic drop where he lost 300 sb in less than 400 hands. Mr. Rao resumed play the following day, but was unable to recover the losses, slipping further to -200 sb after 3700 hands. At this point he stopped play and did a careful reassessment.

It was clear that his normal style for maximizing income against typical human opponents was not effective against the pseudo-optimal player. Whereas human players would normally succumb to a lot of pressure from aggressive betting, the bot was willing to call all the way to the showdown with as little as a Jack or Queen high card. That kind of play would be folly against most opponents, but is appropriate against an extremely aggressive opponent. Most human players fail to make the necessary adjustment under these atypical conditions, but the program has no sense of fear.

Mr. Rao changed his approach to be less aggressive, with immediate rewards, as shown by the +600 sb increase over the next 1100 hands (some of which he credited to a good run of cards). Mr. Rao was able to utilize his knowledge that the computer player did not do any opponent modeling. Knowing this allows a human player to systematically probe for weaknesses, without any fear of being punished for playing in a methodical and highly predictable manner, since an oblivious opponent does not exploit those patterns and biases.

Although he enjoyed much more success in the match from that point forward, there were still some “adventures”, such as the sharp decline at 5400 hands. Poker is a game of very high variance, especially between two opponents with sharp styles, as can be seen by the dramatic swings over the course of this match. Although 7000 games may seem like a lot, Mr. Rao’s victory in this match was still not statistically conclusive.

We now believe that a human poker master can eventually gain a sizable advantage over these pseudo-optimal prototypes (perhaps +0.20 sb/h or more is sustainable). However, it requires a good understanding of the design of the program and its resulting weaknesses. That knowledge is difficult to learn during normal play, due to the good information hiding provided by an appropriate mixture of plans and tactics. This “cloud of confusion” is a natural barrier to opponent learning. It would be even more difficult to learn against an adaptive program with good opponent modeling, since any methodical testing by the human would be easily exploited. This is in stark contrast to typical human opponents, who can often be accurately modeled after only a small number of hands.

6 Conclusions and Future Work

The pseudo-optimal players presented in this paper are the first complete approximations of a game-theoretic optimal strategy for a full-scale variation of real poker.

Several abstraction techniques were explored, resulting in the reasonably accurate representation of a large imperfect information game tree having $O(10^{18})$ nodes with a small collection of models of size $O(10^7)$. Despite these massive reductions and simplifications, the resulting programs play respectably. For the first time ever, computer programs are not completely outclassed by strong human opposition in the game of 2-player Texas Hold'em.

Useful abstractions included betting tree reductions, truncation of betting rounds combined with EV leaf nodes, and bypassing betting rounds. A 3-round model anchored at the root provided a pseudo-optimal strategy for the preflop round, which in turn provided the proper contextual information needed to determine conditional probabilities for post-flop models. The most powerful abstractions for reducing the problem size were based on bucketing, a method for partitioning all possible holdings according to strategic similarity. Although these methods exploit the particular structure of the Texas Hold'em game tree, the principles are general enough to be applied to a wide variety of imperfect information domains.

Many refinements and improvements will be made to the basic techniques in the coming months. Further testing will also continue, since accurate assessment in a high variance domain is always difficult.

The next stage of the research will be to apply these techniques to obtain approximations of Nash equilibria for N -player Texas Hold'em. This promises to be a challenging extension, since multi-player games have many properties that do not exist in the 2-player game.

Finally, having reasonable approximations of optimal strategies does not lessen the importance of good opponent modeling. Learning against an adaptive adversary in a stochastic game is a challenging problem, and there will be many ideas to explore in combining the two different forms of information. That will likely be the key difference between a program that can *compete* with the best, and a program that *surpasses* all human players.

Quoting "thecount":

"You have a very strong program. Once you add opponent modeling to it, it will kill everyone."

Acknowledgments

The authors would like to thank Gautam Rao, Sridhar Mutyala, and the other poker players for donating their valuable time. We also wish to thank Daphne Koller, Michael Littman, Matthew Ginsberg, Rich Sutton, David McAllester, Mason Malmuth, and David Sklansky for their valuable insights in past discussions.

This research was supported in part by grants from the Natural Sciences and Engineering Research Council of Canada (NSERC), the Alberta Informatics Circle of Research Excellence (iCORE), and an Izaak Walton Killam Memorial post-graduate scholarship.

References

- [Billings *et al.*, 2002] D. Billings, A. Davidson, J. Schaeffer, and D. Szafron. The challenge of poker. *Artificial Intelligence*, 134(1–2):201–240, 2002.
- [Billings, 2000] D. Billings. The first international roshambo programming competition. *International Computer Games Association Journal*, 23(1):3–8, 42–50, 2000.
- [Koller and Megiddo, 1992] D. Koller and N. Megiddo. The complexity of two-person zero-sum games in extensive form. *Games and Economic Beh.*, 4(4):528–552, 1992.
- [Koller and Pfeffer, 1997] D. Koller and A. Pfeffer. Representations and solutions for game-theoretic problems. *Artificial Intelligence*, pages 167–215, 1997.
- [Koller *et al.*, 1994] D. Koller, N. Megiddo, and B. von Stengel. Fast algorithms for finding randomized strategies in game trees. *STOC*, pages 750–759, 1994.
- [Kuhn, 1950] H. W. Kuhn. A simplified two-person poker. *Contributions to the Theory of Games*, 1:97–103, 1950.
- [Nash, 1950] J. Nash. Equilibrium points in n -person games. *National Academy of Sciences*, 36:48–49, 1950.
- [Sakaguchi and Sakai, 1992] M. Sakaguchi and S. Sakai. Solutions of some three-person stud and draw poker. *Mathematics Japonica*, pages 1147–1160, 1992.
- [Selby, 1999] A. Selby. Optimal heads-up preflop poker. 1999. www.archduke.demon.co.uk/simplex.
- [Shi and Littman, 2001] J. Shi and M. Littman. Abstraction models for game theoretic poker. In *Computers and Games*, pages 333–345. Springer-Verlag, 2001.
- [Sklansky and Malmuth, 1994] D. Sklansky and M. Malmuth. *Texas Hold'em for the Advanced Player*. Two Plus Two Publishing, 2nd edition, 1994.
- [Takusagawa, 2000] K. Takusagawa. Nash equilibrium of Texas Hold'em poker, 2000. Undergraduate thesis, Computer Science, Stanford University.
- [von Neumann and Morgenstern, 1944] J. von Neumann and O. Morgenstern. *Theory of Games and Economic Behavior*. Princeton University Press, 1944.