



ALL SITE LIGHTING FIXTURES ARE PROVIDED AND INSTALLED BY GC.  
GC. TO PURCHASE FIXTURE THRU PANDA APPROVED LIGHTING  
VENDOR.

LIGHTING FIXTURE SCHEDULE											
Symbol	Label	Quantity	Manufacturer	Catalog Number	Description	Lamp	Number Lamps	Filename	Lumens Per Lamp	Light Loss Factor	Wattage
	A	5	LSI INDUSTRIES	VILLA LIGHTING-XGBM-FT-LED-HO-NW-HSS	CONTACT RYAN ZINSELMEIER 314-531-2600	LED	1	XGBM-FT-LED-HO-NW-HSS.ies	17359.83	1.0	288.8
	B	1	LSI INDUSTRIES	VILLA LIGHTING-XGBM-3-LED-HO-NW-HSS	CONTACT RYAN ZINSELMEIER 314-531-2600	LED	1	XGBM-3-LED-HO-NW-HSS.ies	14079.29	1.0	288.3

- NOTES:
- 1) MOUNTING HEIGHT OF 22'-0"  
POLE HEIGHT: 20'-0"  
POLE BASE: 2'-0"
  - 2) CALCULATIONS TAKEN AT GROUND LEVEL.
  - 3) CONTACT VILLA LIGHTING - RYAN ZINSELMEIER: 314-531-2600  
(ryan.zinselmeier@villalighting.com)

CALC. SUMMARY - PANDA PAVED SURFACE						
CALC TYPE	UNITS	AVG	MAX	MIN	AVG / MIN	MAX / MIN
ILLUMINANCE	Fc	3.8	10.0	0.8	12.5:1	4.8:1

NOTE: AFTER HOURS DIMMED ILLUMINANCE LEVELS ARE APPROX. 1/2 OF THE ABOVE VALUES.

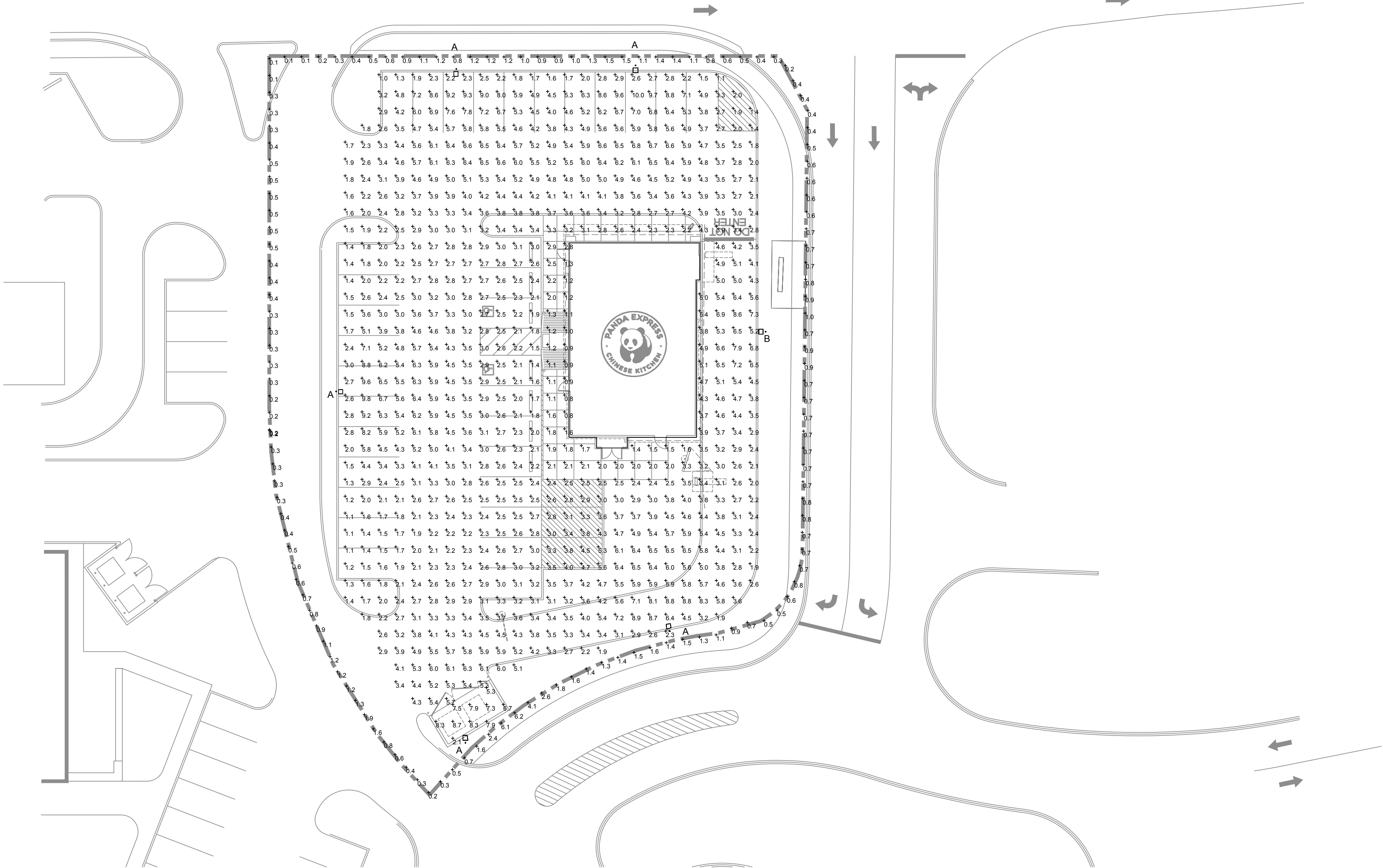
CALC. SUMMARY - PROPERTY LINE						
CALC TYPE	UNITS	AVG	MAX	MIN	AVG / MIN	MAX / MIN
ILLUMINANCE	Fc	0.9	6.2	0.1	62.0:1	9.0:1

NOTE: AFTER HOURS DIMMED ILLUMINANCE LEVELS ARE APPROX. 1/2 OF THE ABOVE VALUES.

CALC. SUMMARY - TRASH ENCLOSURE						
CALC TYPE	UNITS	AVG	MAX	MIN	AVG / MIN	MAX / MIN
ILLUMINANCE	Fc	7.0	8.7	2.1	4.1:1	3.3:1

NOTE: AFTER HOURS DIMMED ILLUMINANCE LEVELS ARE APPROX. 1/2 OF THE ABOVE VALUES.

SITE LIGHTING FIXTURE SCHEDULE			PANDA SITE LIGHTING DESIGN CRITERIA		
	3			2	
	NO SCALE	E-106		NO SCALE	E-106



SITE PHOTOMETRIC PLAN	
	1
	1" = 20'-0"



PANDA EXPRESS INC.  
1683 Walnut Grove Ave.  
Rosemead, California  
91770  
Telephone: 626.799.9898  
Facsimile: 626.372.8288

All ideas, designs, arrangement and plans indicated or represented by this drawing are the property of Panda Express Inc. and were created for use on this specific project. None of these ideas, designs, arrangements or plans may be used by or disclosed to any person, firm, or corporation without the written permission of Panda Express Inc.

REVISIONS:

ISSUE DATE:

1ST	PERMIT SET	10-05-18
2ND	BID SET	11-20-18

DRAWN BY: BEN

PANDA PROJECT #: S8-19-D6462  
ARCH PROJECT #: 180044.013

FOR  
REFERENCE  
ONLY



COA# 4215

PANDA EXPRESS  
TRUE WARM & WELCOME 2200  
CONESTOGA PKWY & HISTORICAL TRAIL  
SHEPHERDSVILLE, KY 40165

E-106

SITE PHOTOMETRIC PLAN