

Thank you for downloading this file. I hope that these activities will be a great addition to your curriculum and provide inspiration for all your little Jedis!


I have included a Unit Plan Chart and it is in a sequence that I would loosely follow.

If you would like to share, please share a link to my blog or to the page that hosts these files. Please do not link directly to just the PDF files (the link you are at now). Please feel free to print this pdf file for your own personal use. They were created for private and non-profit use. Please do not sell or host these files anywhere else.

(C) Monique Willms of <http://www.pocketfulwhimsy.blogspot.ca/>

Clipart by revidavi and purchased from Etsy
http://www.etsy.com/ca/listing/150891782/cliparts-galaxy-superhero-07471?ref=sr_gallery_7&ga_search_query=star+wars+clip+art&ga_view_type=gallery&ga_ship_to=CA&ga_search_type=all&ga_face_t=star+wars+clip+art

STAR WARS UNIT




Subject	Activity	Outcomes
ELA	Letter Shape Puzzles Worksheet - match shapes of character names to blocked out puzzles.	Recognize shapes of letters (tall, short, below the line, etc)
ELA	Cup Prepositions - Using a star wars lego mini figure place the figure in various spots in relation to a cup (behind, under, beside, on top, etc) and have student identify where it is.	Build vocabulary and understanding of prepositions.
AE/Math	R2D2 Paper Bag Puppet - Give student a paper bag and have them cut out the shapes (semi circle, rectangle, circles) and use the shapes to create an R2D2 robot.	Identify and correctly use shapes to reproduce an object. Utilize cutting and gluing skills.
Math	Star Wars Bump - simple dice/counting game. See rules on sheet.	Identify numbers, patterns of numbers (on dice) and follow rules.
Math	Light Saber Colour Graph - Graph how many of each colour of light saber appears in the Star Wars Movies. A list is provided for use if needed.	Understand graphing as a way to organize information.
Life	Edible Light Sabers - Purchase pretzel rods and white chocolate melts. Melt the chocolate, add food colouring to small batches (red, green, or blue) and dip pretzels in.	Gain practical skills in the kitchen.
ELA	Light Side/Dark Side Words - Cut out the word option cards. Have student draw one word at a time and determine if it is a real word (light side) or a silly made up word (dark side). Have them write the word in the appropriate column.	Exposure to spellings of words. Identify known words.

Subject	Activity	Outcomes
ELA	<p>Sight Word Sabers - Cut out the sight word sabers and have student choose one at a time. Read them one sentence at a time and then have them use the saber to point to the word in the sentence (if it is there). Sight words: look, see, the, that, and, said, my are</p>	Identify sight words in context.
Math	<p>Saber Measuring - Using a paper clip, a lego cube, an eraser and one item of your choice, measure each of the 4 paper light sabers and record the answer on the data sheet (rounding to the nearest whole number). Emphasize the use of “units” of measurement. i.e. The saber is 7 paper clips long.</p>	Gain an understanding of units of measurement and how to measure correctly.
ELA AE	<p>Star Wars Sticker Story - Using the sheet provided and store bought Star Wars stickers have the student draw a setting and add stickers and drawings to create a story line. Have them tell you about the picture and record their “story” below.</p>	<p>Relate pictures/ illustrations to a story.</p> <p>Use mixed media to create a picture.</p>
Math	<p>Measuring with Mini Sabers - Cut out the mini sabers printed on card stock. Identify the items needing to be measured on the data sheet (T.V., couch, table, fridge, bed). Use the sabers to measure the items and record the data on the sheet.</p>	Use a standard tool of measurement to measure household items.

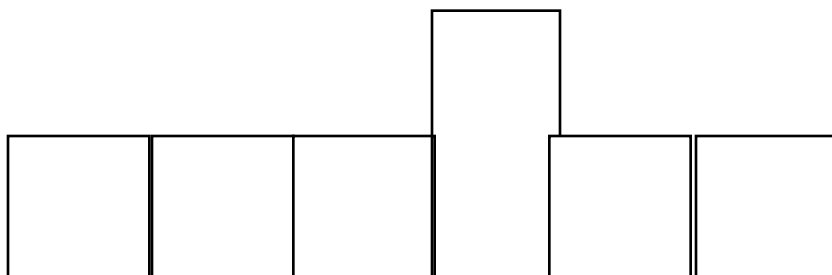
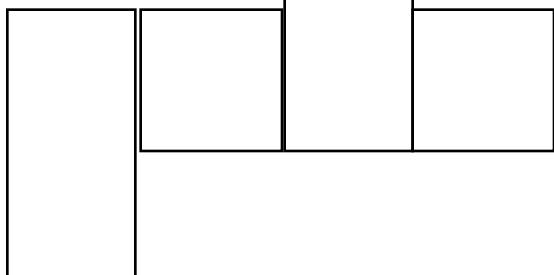
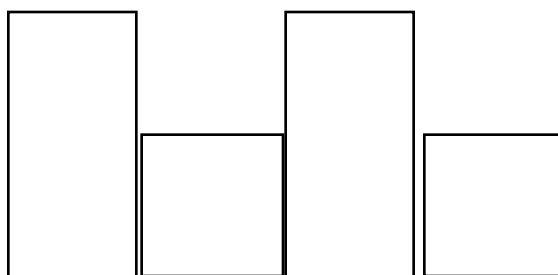

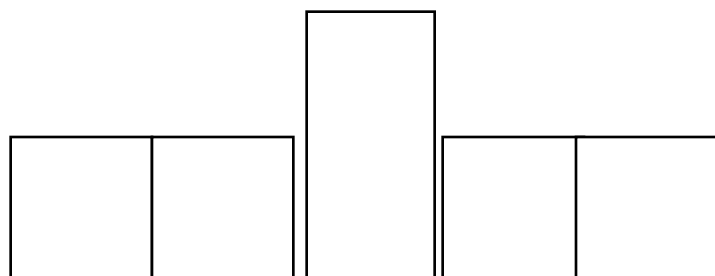
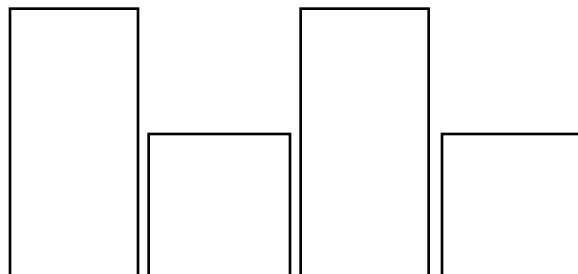
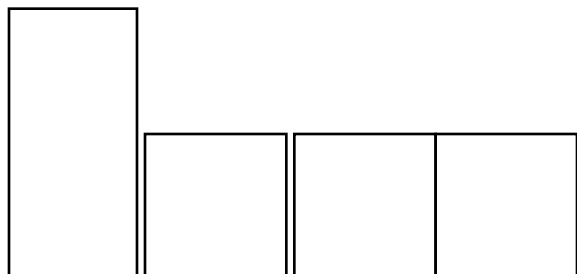
Subject	Activity	Outcomes
ELA AE	<p>Lego Star Wars Picture Book - Introduce child to basic elements of a story.</p> <p>Beginning: Setting - where it takes place. Characters - who is in the story</p> <p>Middle: Problem - what is the problem they need to fix. End: Solution - how they fixed it.</p> <p>Have them dictate a simple story to you with these elements involving the Star Wars mini figs as characters. Then have them arrange the mini figs into scenes for you to take a picture of. Once all the pictures are taken, read back the story to them and prompt them to add details. Assemble on a word document and print or use a photo book website to create a hard cover book.</p>	<p>Be introduced to story elements.</p> <p>Compose a story using verbal telling and pictures.</p> <p>Set up pictures using toys.</p>
Math	<p>Han Solo Number Maze - Highlight a path of consecutive numbers from 1-20.</p>	<p>Identify numbers consecutively.</p>
ELA	<p>“ar” Climb to the Top - attach stickers to a dice or homemade block with the words (star, war, jar, car, bar, tar).</p> <p>Get student to guess which word they think will win by placing a sticker at the top of that row. Have student roll dice and record the word in the corresponding row on the sheet. Continue until one word is rolled enough times to climb to the top. Award a small prize if their chosen word wins.</p>	<p>Reinforce “ar” word family.</p> <p>Reinforce writing in a defined space.</p>
ELA	<p>“ar” Word Maze - highlight a path following all words ending in “ar”.</p>	<p>Reinforce the “ar” word family.</p>
ELA	<p>“Go Vader” - write any sight words that you are working on, on two index cards. Play “go fish” but instead say “Go Vader” when you don’t have a card.</p>	<p>Repeated exposure to sight words.</p>

Subject	Activity	Outcomes
ELA	<p>Go, No, So - Introduce the sight words, go, no, and so.</p> <p>Highlight the words in the sentences.</p> <p>Identify the different words by colouring each storm trooper the corresponding colour based on the word on it.</p>	Distinguish between similar sight words.
AE	<p>Vadering Pictures - Create illusions of using the force in a picture.</p> <p>Have one student stretch out their hands and pretend to use the force for lift another person.</p> <p>Have another student stand a distance away and jump for the picture.</p> <p>Discuss how a picture freezes and instant and can “fool” the eye.</p>	Exposure to illusions in media.
AE	<p>Star Wars Mini Movie- Using the story line concepts touched on in the Lego Book, have students come up with a simple story line for a mini Star Wars movie.</p> <p>Allow students to dress up in costume, use light sabers and film their scenes in short bursts.</p> <p>Compile in iMovie or iMovie app for ipad.</p>	<p>Compose simple story.</p> <p>Retell through roll play.</p>



LETTER SHAPE PUZZLES

Look closely at the shapes of the letters that make up each character name and fill in the puzzles.



WORD BANK

yoda


vader

luke



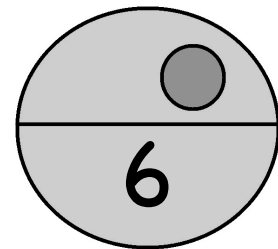

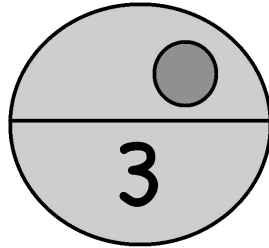

leia

boba

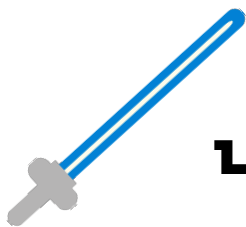
anakin



STAR WARS BUMP



Give each player 10 interlocking cubes. Take turns rolling 2 dice. If the number you roll is open, place a cube on it. If it is occupied by your opponent, bump their cube off and replace with yours. If you have one cube on it, add another cube on top to lock it in. The first player to use all their cubes wins.



LIGHT SABER COLOUR GRAPH

10				
9				
8				
7				
6				
5				
4				
3				
2				
1				
	Blue	Green	Red	Purple



LIGHT SABER COLOUR GRAPH

Either using the Star Wars Character Encyclopedia or the list below have students graph how many of each colour light saber there is in the Star Wars Movies.


Anakin	Blue
Obi Wan	Blue
Qui Gon	Green
Luke	Green
Mace	Purple
Darth Vader	Red
Darth Maul	Red
Yoda	Green
Darth Sidious	Red
General Grievous	Green Green Blue Blue
Count Dooku	Red




LIGHT SIDE OR DARK SIDE?

The dark side is trying to trick the people with fake words. Pick a word card and decide if it is a real word (light side) or a fake word (dark side).

LIGHT SIDE



DARK SIDE



can

nan

san

ran

cat

lat

dat

rat

man

zan

pan


tan

gan

fat

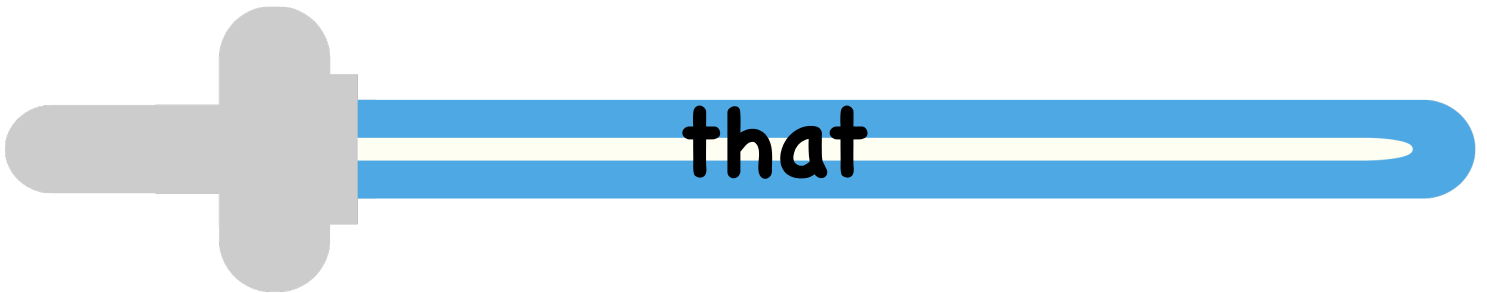

bat

wat



SIGHT WORD SABERS

Cut out the sabers and choose a sight word light saber and use it to find all of the sight words in the sentences below. After pointing them out, circle them with the light saber colour.





SIGHT WORD SENTENCES


Luke and Han did not see the storm troopers coming.

"Look out!" shouted Leia as the troopers advanced.

Vader could see that Luke was not going to give up.

Chewie did not like the look of the damage on the Falcon.

Han could see that Luke and Leia did look like each other.



Yoda said he must look for the missing Jedi.

It took a while for Luke to see that Vader was his father.

"What are you going to do?" asked Vader.


"Leia is my sister," said Luke.

It is said that Jedi's can see the force.

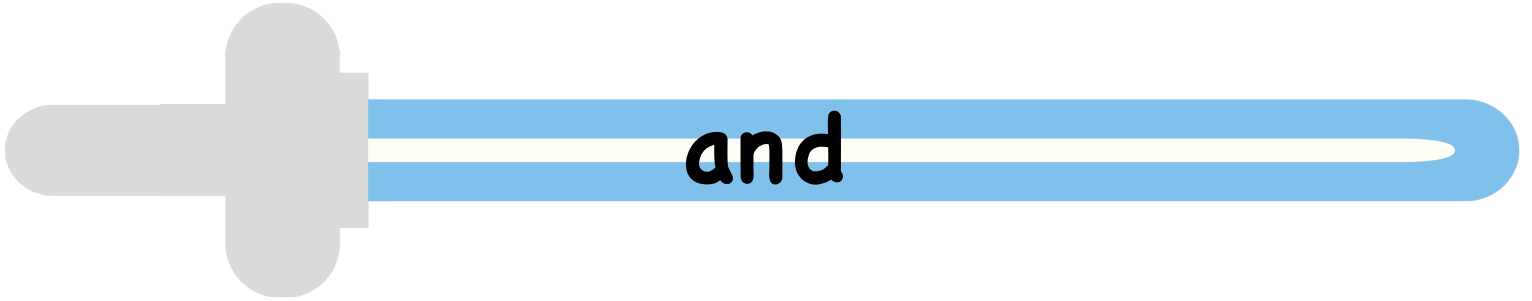
The Jedi are very brave.



SIGHT WORD SABERS




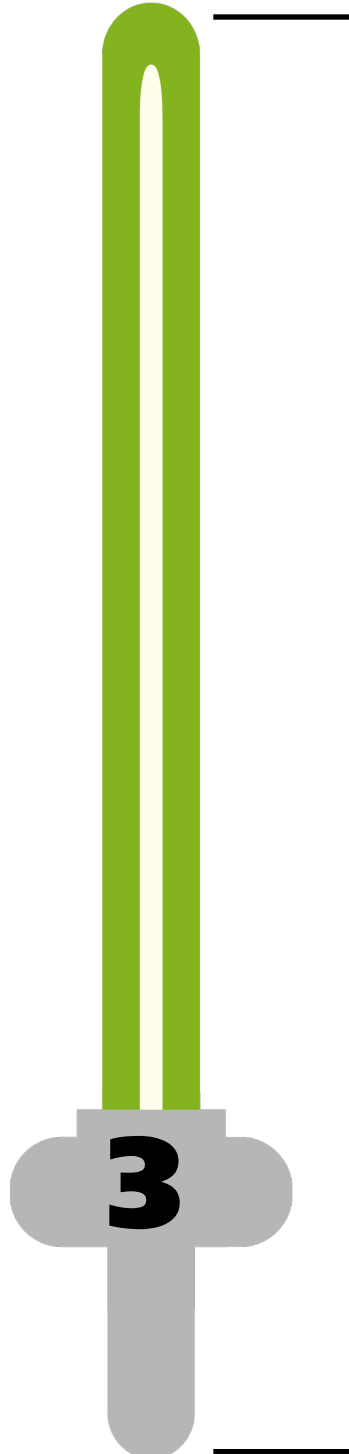

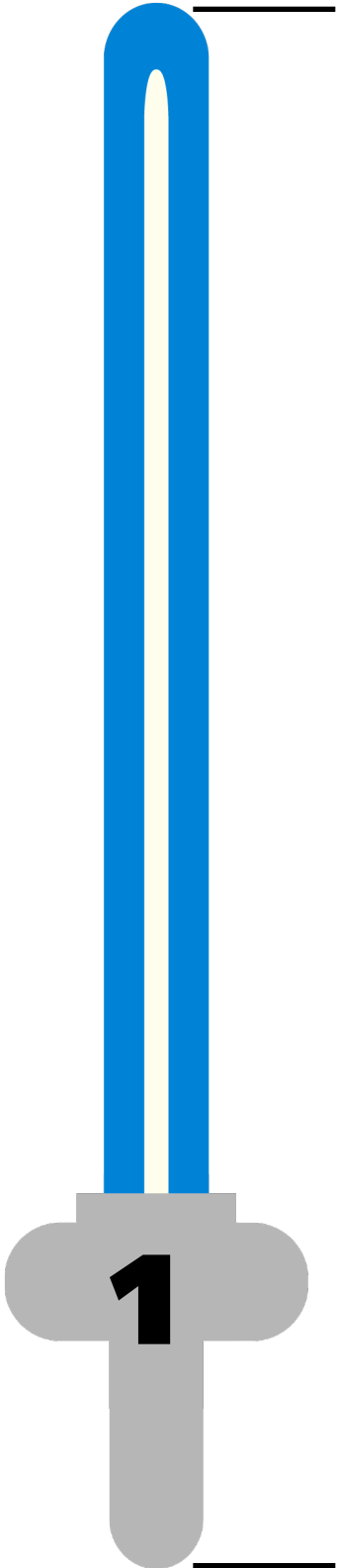
Cut out the sabers and choose a sight word light saber and use it to find all of the sight words in the sentences below. After pointing them out, circle them with the light saber colour.




SABER MEASURING







Use different objects to measure the light sabers and record your answers on the data sheet.





SABER MEASURING DATA SHEET




	1	2	3	4
				
				
				

 Choose your own item for the last box.



STAR WARS STICKER STORY

Draw a setting and use stickers to create a story. Tell me about it below!

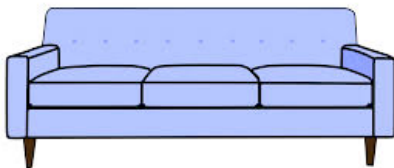



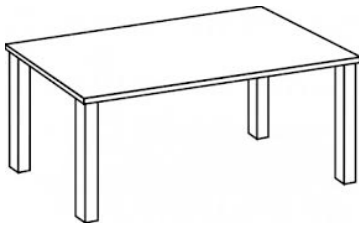




MEASURING WITH SABERS


Cut out the mini light saber and measure the objects in your home.
















HELP HAN SOLO FIND THE MILLENNIUM FALCON

Follow the numbers in order from 1-20 to create a path from Han to his Millennium Falcon!



1	2	13	14
4	3	12	15
5	10	11	16
6	9	18	17
7	8	19	20




CLIMB TO THE TOP

Roll the dice and record the sight words to see which will win the climb to the top! Put a sticker above the word that you think will win.




star	war	jar	car	bar	far


WORD MAZE 'AR'



Help Anakin find his light saber by highlighting the path of words that end in “ar”.

car	far	can	pan	see
in	star	mat	cat	look
is	the	tar	par	war
my	go	man	it	bar
on	par	star	car	jar
up	war	rat	bat	ran





___ O

___ O

___ O

Highlight the words GO, NO, and SO in the sentences below.

Vader will go to the ship.

Anakin is going to tell him no.

Vader was mad so he threw his light saber.

I will say no and not go with him to the ship.




RED

GREEN

YELLOW

Use the legend below to
colour the storm
troopers the right
colour.





Leia's ABC's

A B C D E F

Put the letters in order:

